



Hitch Installation Instruction

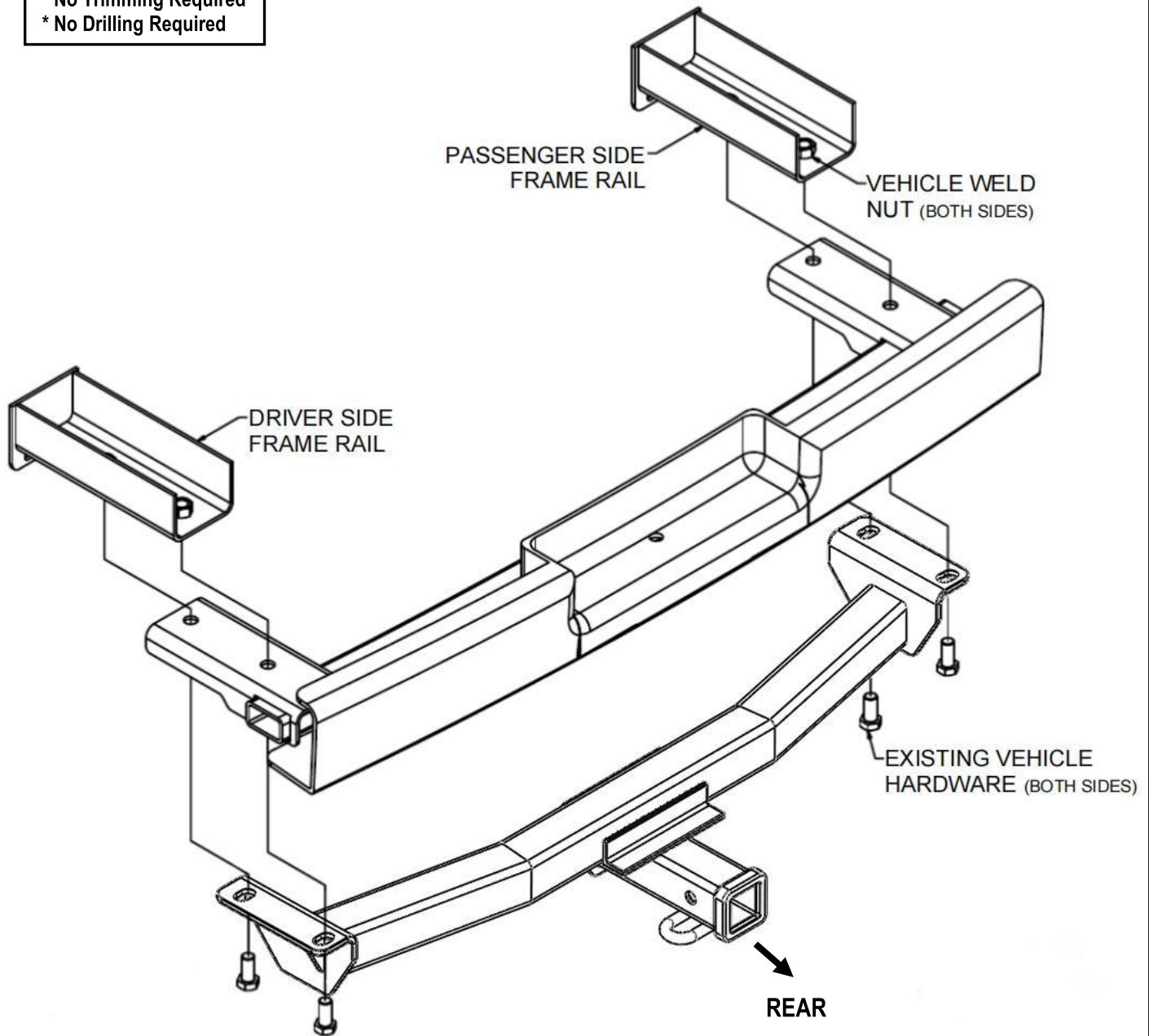
REV.20250101

Part#	HT-R30417	Application	For 2019-2023 Ford Ranger All
-------	-----------	-------------	-------------------------------

Hardware List	Item	Part Name	QTY	Description	Item	Part Name	QTY	Description
	1#	Hitch Body	1					

Gross Load Capacity When Used As A Weight Carrying Hitch:6000 LBS. Trailer Weight & 900 LBS. Tongue Weight.
Gross Load Capacity When Used As A Weight Distribution Hitch:8000 LBS. Trailer Weight & 900 LBS. Tongue Weight.
DO NOT EXCEED VEHICLE MANUFACTURER'S RECOMMENDED TOWING CAPACITY.

- * No Trimming Required
- * No Drilling Required







The instruction here is for your reference only. We strongly recommend the professional installer for best result. We are not responsible for any damage caused by the installation. Thank you for choosing our product!



Hitch Installation Instruction

REV.20250101

Part#	HT-R30417	Application	For 2019-2023 Ford Ranger All
Step	Description		
1	Clamp bumper assembly in position. Remove (4) M16 bolts, (2) on each side.		
<div></div>			
2	Raise hitch and into position, use existing hardware removed in step 1 to secure hitch and assembly to vehicle.		
<div></div>			
3	Tighten all M16 bolts to 196 ft-lbs.		
<p>***Periodically Check The Receiver Hitch To Ensure That All Fasteners *** Are Tight & All Structural Components Are Sound.</p>			

The instruction here is for your reference only. We strongly recommend the professional installer for best result. We are not responsible for any damage caused by the installation. Thank you for choosing our product!