





Part#	GR14FEF03V	Application	For 2003-2005 Infiniti G35 Coupe
-------	------------	-------------	----------------------------------

Parts List	Item	Part Name	QTY	Description	Item	Part Name	QTY	Description
	1	Billet Grille	2	Aluminum	3	Flange Brackets	4	2"
2	U-Nuts	4	8#	4	Truss Head Screws	4	8#×1 1/2"	

Install Notes: Overlay Replacement Drill Cut

Step	Description	illustration
1	Identify the grille & hardware with parts list.	
2	Test fit the billets over the front of the bumper openings. Remove the bolts holding the front of the engine splash shield. There are 10mm bolts just behind the bumper cover along the bottom. This will allow access to the rear of the bumper openings.	
3	Slide the U-nuts onto the flange brackets. Center one of the billets over the bumper opening. Install a pair of screws into the brackets from the front; thread a flange bracket from behind the grille mesh. Snug the hardware down until the billet is held in place. Repeat this process on the other side.	
4	Re-install the lower splash shield.	
		  
5	Installation completed!!!	

The instruction here is for your reference only. You may need to bend the billet grille bars or tabs a little bit to adjust to fit. We strongly recommend the professional installer for best result. Please use masking tape and tape the OEM grille shell along the edge to protect your vehicle during installation. We are not responsible for any damage caused by the installation. Thank you for choosing our product!