

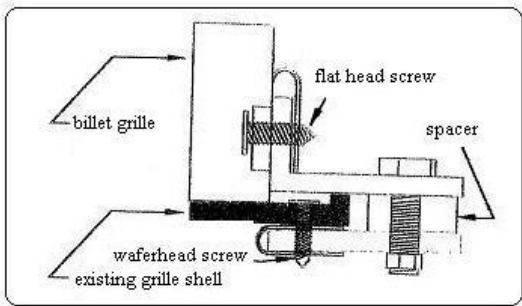

PN: GR07HEJ67A
98-00 GMC DENALI

- Hardware
2-- Big L Tabs 2-- Small L Tabs 2-- Two Hole Tabs
4-- 10x3/4" Truss Socket Tapping Screws 2-- Flat Brackets
4-- 8x3/4" Truss Head Tapping Screws 8-- 8# U-Clip Nuts
2-- 1/4" -20x3/4" Hex Bolts 2 -- 1/4" -20 Kep Nuts

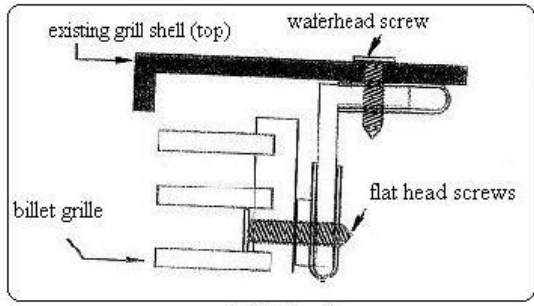
NOTE: Instruction for billet grille also applies to stainless steel grille.



Cut and remove stock grille work a 1/4" reveal behind chrome ring and sand smooth



(in 2 places, attaches to side of shell)



(in 2 places)

Note: You will need to drill a hole where screw goes through grille.

The instruction here is for your reference only. You may need to bend the billet grille bars or tabs a little bit to adjust to fit. We strongly recommend the professional installer for best result. We are not responsible for any damage caused by the installation. Thank you for choosing our product!