






Part#	GR06LFG89H	Application	For 2009-2014 Ford F-150 Lower Bumper				
-------	------------	-------------	--	--	--	--	--

Parts List	Item	Part Name	QTY	Description	Item	Part Name	QTY	Description
	1	Mesh Grille	1	Stainless steel	4	Hex Head Bolts	2	M10X1.5-25
	2	C Brackets	2		5	Hex Nuts	2	M10 X1.5
	3	Flange Nuts	4	M4	6	Flat Washers	2	M10

Install Notes: Overlay Replacement Drill Cut

Step	Description	illustration
1	Identify the grille & hardware with parts list.	
2	Remove the license plate holder from vehicle by releasing (2) clips on the top and (2) clips on the bottom. NOTE: You will not be re-installing the license plate holder back to the vehicle. Check if your local/state law requires a front license plate before installing Bumper Insert. Once you have removed the license plate holder, locate and remove the (3) push fasteners at the front end of the bottom plastic shroud/rock shield (Fig 1), this will allow you to access the back of the bumper and attach the "C" Brackets to the Bumper.	
3	Determine the top and bottom of the Bumper Insert (Fig 2). Attach both "C" Brackets to Bumper Insert using the included (4) M4 x 15mm Phillips Screws and (4) M4 Flange Nuts (Fig 3). Do not tighten at this time.	
4	Position Bumper Insert assembly (Fig 4) into bumper cavity. Attach the "C" Brackets to bumper using the included (2) M10 x 25mm Hex Head Bolts, (2) M10 Flat Washers, and (2) M10 Hex Nuts (Fig 5). Do not tighten at this time.	
5	Center and align Bumper Insert one last time and then tighten all hardware at the same rate.	
6	Re-install plastic shroud/rock shield using the factory push fasteners.	
7	Do periodic inspections to the installation to make sure that all hardware is secure and tight.	



The instruction here is for your reference only. You may need to bend the grille a little bit to adjust to fit. We strongly recommend the professional installer for best result. We are not responsible for any damage caused by the installation. Thank you for choosing our product!