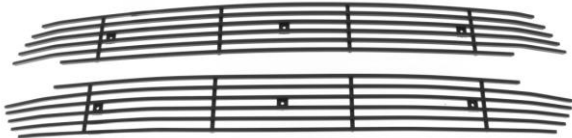







Part#	GR06HFD42C/S/J	Application	For 2018-2019 Ford F-150 XL & XLT & Lariat Bar Style Main Upper
--------------	----------------	--------------------	---

Parts List	Item	Part Name	QTY	Description	Item	Part Name	QTY	Description
	1	Billet Grille	2	Stainless Steel	3	U-tabs	6	
	2	U-clip Nuts	6	8#	4	Screws	6	8#X1.5"

Install Notes:
 Overlay
 Replacement
 Drill
 Cut

Step	Description	illustration
1	Identify the grille & hardware with parts list.	
2	Optional (for vehicles with black plastic cover under hood), Pop hood, remove the black plastic cover (on top of OEM grille / front panel) from vehicle. This will allow access to the rear of the grille shell. If you are still unable to access the rear, remove the grille shell and reattach after installation.	
3	Cut and remove OEM grille, leaving a 10mm reveal behind chrome ring and sand smooth.	
4	Center the grille into the opening of the factory grille shell. Place the bolt to the holes on the front of the grille. Be sure the studs are through the OEM grille shell.	
5	Secure the grille using the tabs and U-clip nuts from the back side of the OEM grille shell.	 <div style="display: flex; align-items: center; margin-top: 10px;"> <div style="margin-right: 10px;">  </div> <div style="border: 1px solid black; padding: 5px;"> U-tabs and U-Clip Nuts </div> <div style="margin-left: 10px;">  </div> </div>
6	Make sure the grille is centered and tighten the fasteners.	
7	Reinstall the black plastic cover which was removed in step 2.	
8	Installation completed!!!	

The instruction here is for your reference only. You may need to bend the billet grille bars or tabs a little bit to adjust to fit. We strongly recommend the professional installer for best result. Please use masking tape and tape the OEM grille shell along the edge to protect your vehicle during installation. We are not responsible for any damage caused by the installation. Thank you for choosing our product!