



PATENT PRODUCT






Grille Installation Instruction

Rev. 190401

Part#	GR04FFC47 C/S/J	<i>FOR 2014-2018 Dodge Durango (Not for RT and SRT model) / 2019 Dodge Durango Only for SXT and SXT Plus and Citadel</i>
--------------	----------------------------	--

Parts List	Item	Part Name	QTY	Description	Item	Part Name	QTY	Description
		1	Billet Grille	1	Stainless steel	3	Toggle Nut	6
	2	Bolt	6	6#-32x2"				

Install Notes: Overlay Replacement Drill Cut

Step	Description	illustration
1	Identify the grille & hardware with parts list.	
2	Optional: remove the plastic cover on the bottom of the OEM front bumper, which will allow access to the rear of the OEM grille	
3	Insert the screws into the weld tab hole from front side of the billet grille.	<div style="display: flex; align-items: center;"> <div style="border: 1px solid black; padding: 5px; margin-right: 10px;">Picture for reference only. This is not actual grille.</div>  <div style="margin-left: 10px;"> <div style="border: 1px solid black; padding: 2px; margin-bottom: 5px;">Weld tab</div> <div style="border: 1px solid black; padding: 2px; margin-bottom: 5px;">Screw</div> <div style="border: 1px solid black; padding: 2px;">Toggle nut</div> </div> </div>
4	Center the billet grille onto the OEM grille. Press & insert the toggle nuts on to the rear of the OEM grille through the gap between the horizontal bars.	
5	Secure the grille using the toggle nuts and screws from the front side of the billet grille with a screw driver.	 <div style="display: flex; align-items: center; margin-top: 10px;"> <div style="font-size: 2em; margin-right: 10px;">↙</div> <div style="border: 1px solid black; padding: 2px;">Toggle Nut</div>  </div>
6	Installation completed!!!	

The instruction here is for your reference only. You may need to bend the grille a little bit to adjust to fit. We strongly recommend the professional installer for best result. We are not responsible for any damage caused by the installation. Thank you for choosing our product!