





Part#	D45986M	Application	2013-2017 Ram 1500 Not For Rebel/2018 Ram 1500 Not For Rebel & Sport & Laramie Longhorn & Laramie Limited/2019-2021 Ram 1500 Classic Only
-------	---------	-------------	---

Parts List	Item	Part Name	QTY	Description	Item	Part Name	QTY	Description
	1	Rivet Grille	1	Stainless steel	4	L Brackets	1	
	2	S Brackets	14		5	Flange Nut	16	10#
	3	Metal Brackets	1	40*19mm				

Install Notes: Overlay Replacement Drill Cut

Step	Description	illustration
1	Identify the grille & hardware with parts list.	
2	Optional: Using factory instructions, remove the entire front grille shell, cut cross bar of OEM grille use the die grinder and sanding the cut place.	
3	Attach S Brackets to the welded screws on the grille, secure them with flange nuts. Drill the mounting hole if it's necessary.	
4	Position the Grille onto grille shell cavity.	
5	Attach the Grille to the shell by inserting the screws through the holes of S Brackets and the holes on the shell, and then secure them with Flange Nuts provided.	 
6	Reinstall the plastic shroud with the fasteners removed in Step 2.	
7	Installation completed!!!	

The instruction here is for your reference only. You may need to bend the grille a little bit to adjust to fit. We strongly recommend the professional installer for best result. We are not responsible for any damage caused by the installation. Thank you for choosing our product!